

考試科目	經濟學	所別	企管所	考試時間	3月15日 星期日 第1節
------	-----	----	-----	------	---------------

1. Two quantity-setting firms in a market face a linear inverse demand function:

$P = 1 - Q$, where Q is industry output. Both firms have identical costs of

production: $C(q) = \frac{q^2}{2}$.

- Compute the Cournot-Nash equilibrium. (10分)
- Suppose now that firm 1 can sell the same good as a monopolist in another market as well. The demand function of the second market is

$D(p) = \frac{1}{4} - p$. How does the Cournot-Nash equilibrium in (b) change?

(15分)

2. In an exchange economy, we have two agents, Anna and Bess, and two goods, banana and pineapple. Anna has utility function $U_a = \min(x_a^p, x_a^b)$ and Bess has utility $U_b = (x_b^b x_b^p)^{1/2}$. Anna has an endowment of 30 units of pineapple; Bess has endowment of 20 units of banana. Neither can consume negative amounts of either good. Let the price of banana be 1 and the price of pineapple be p , $p \in [0, \infty]$.

- What is the competitive equilibrium? (15分)
- What happens if Anna begins with only 5 units of pineapple? (10分)

備考 試題隨卷繳交

命題委員：

(簽章)

命題紙使用說明：1. 試題將用原件印製，敬請使用黑色墨水正楷書寫或打字（紅色不能製版請勿使用）。
2. 書寫時請勿超出格外，以免印製不清。
3. 試題由郵寄遞者請以掛號寄出，以免遺失而示慎重。

考試科目	經濟學	所別	企管所	考試時間	3月15日 星期日 第1節
------	-----	----	-----	------	---------------

3. Trade has just begun between the nations of Alpha and Gamma. Country Gamma exports corns, a land-intensive good, to country Alpha. County Alpha exports widgets, a labor-intensive good, to country Gamma.
 - a. Analyze the effect of trade on the price, production, and consumption of widgets in both countries Alpha and Gamma. Draw appropriate diagrams (that is, the demand and supply curves before and after trade). (15分)
 - b. Analyze the effect of trade in widgets on the prices of labor in both countries. Draw appropriate diagrams. (10分)

4. According to interest rate parity condition and PPP, what will happen to the nominal exchange rate if there is an increase in domestic nominal interest rate? (10分)

5. Consider a small open economy with perfect capital mobility. If consumers in this country experience a permanent preference shift towards increased consumption, what happens to the long-run equilibrium real exchange rate? (15分)

備 考 試 題 隨 卷 繳 交

命 題 委 員 :

(簽 章)

- 命題紙使用說明：
1. 試題將用原件印製，敬請使用黑色墨水正楷書寫或打字（紅色不能製版請勿使用）。
 2. 書寫時請勿超出格外，以免印製不清。
 3. 試題由郵寄遞者請以掛號寄出，以免遺失而示慎重。

考 試 科 目	統計學	所 別	企管所	考 試 時 間	3 月 15 日 星期日	第 三 節
---------	-----	-----	-----	---------	-----------------	-------

- (10%) An advertising executive receives an average of 10 telephone calls each afternoon between 2 and 4 P.M. The calls occur randomly and independently of one another.
 - Find the probability that the executive will receive exactly 13 calls between 2 and 4 P.M. on a particular afternoon. (5%)
 - Find the probability that the executive will receive seven calls between 2 and 3 P.M. on a particular afternoon. (5%)
- (15%) An automobile manufacturer stated that it will be willing to mass produce electric-powered cars if more than 30% of potential buyers indicate they will purchase the newly designed electric cars. In a sample of 500 potential buyers, 160 indicated that they would buy such a product. At 95% confidence, should the manufacturer produce the new electric powered car?
- (10%) A quality control engineer is interested in the mean length of sheet insulation being cut automatically by machine. The desired length of the insulation is 12 feet. It is known that the standard deviation in the cutting length is 0.15 feet. Suppose the engineer decided to estimate the mean length to within 0.025 with 99% confidence. What sample size would be needed?
- (15%) A new diet program claims that clients will lose weight after 7 days on the program. To validate their claim, they recorded the starting and ending weight of 11 individuals over a 7-day period. The results are shown in the following table. State your conclusions by using $\alpha = 0.05$.

Individual	Starting Weight	Ending Weight
1	221	218
2	215	210
3	206	204
4	236	241
5	214	212
6	256	250
7	240	245
8	222	218
9	239	230
10	218	215
11	229	220

備	考 試 題 隨 卷 繳 交
命 題 委 員 :	(簽 章) 年 月 日

命題紙使用說明：1. 試題將用原件印製，敬請使用黑色墨水正楷書寫或打字（紅色不能製版請勿使用）。
 2. 書寫時請勿超出格外，以免印製不清。
 3. 試題由郵寄遞者請以掛號寄出，以免遺失而示慎重。

考試科目	統計學	所別	企管所	考試時間	3月15日 星期日	第三節
------	-----	----	-----	------	--------------	-----

5. (15%) The following table shows the frequency distribution of the grades of a class for their statistics midterm. Use Chi-square Goodness-Of-Fit test to determine whether they are normally distributed at $\alpha = 0.05$.

Class Interval	Frequency
1 - 20	6
21 - 40	10
41 - 60	20
61 - 80	15
81 - 100	9

6. (20%) Fill out the blanks of (1) to (15) in the following table. Each incorrect answer will be deducted by two points and the maximum deduction is 20 points.

Summary Output		Regression Statistics			
R Square		(1)			
Adjusted R Square		(2)			
Standard Error		(3)			
Observations		25			
ANOVA ($\alpha = 0.05$)					
	Dof	SS	MS	F	Significant F
Regression	2	4144.894	(7)	(9)	(10)
Residual	(4)	(6)	(8)		
Total	(5)	4424.560			

	Unstandardized Coeff.				
	B	Std. Error	t Stat.	Lower 95%	Upper 95%
Intercept	5.282	1.435	(10)	(12)	(14)
Variable 1	1.161	0.237	(11)	(13)	(15)
Variable 2	1.042	0.432			

7. (15%) A student team in a business statistics course performed a factorial experiment to investigate the time required for a customer to decide his/her order from a menu. The two factors of interest were sex (male and female) and the design of menu (elegant and traditional). The experiment consisted of two replicates for each of the four factor combinations. The follows are the results and please fill in cells (1) to (16) in the following table. Each incorrect answer will be deducted by one point and the maximum deduction is 15 points)

備	考試題隨卷繳交
命題委員：	(簽章) 年 月 日

命題紙使用說明：1. 試題將用原件印製，敬請使用黑色墨水正楷書寫或打字（紅色不能製版請勿使用）。
2. 書寫時請勿超出格外，以免印製不清。
3. 試題由郵寄遞者請以掛號寄出，以免遺失而示慎重。

考試科目	統計學	所別	企管所	考試時間	3月15日 星期日	第三節
------	-----	----	-----	------	--------------	-----


Factor B

Factor A	Elegant	Traditional
Male	40, 44	30, 40
Female	60, 68	58, 62

Source	DOF	Mean Square (Variance)	F	Critical value of F ($\alpha=0.05$)	Significant (Yes or No)
A	1	(4)	(8)	(11)	(14)
B	1	(5)	(9)	(12)	(15)
AB	(1)	(6)	(10)	(13)	(16)
Error	(2)	(7)			
Total	(3)				

Critical Values of χ^2

For a particular number of degrees of freedom, entry represents the critical value of χ^2 corresponding to a specified upper-tail area (α).



Degrees of Freedom	Cumulative Probabilities												
	Upper Tail Areas (α)												
	0.995	0.99	0.975	0.95	0.90	0.75	0.50	0.25	0.10	0.05	0.025	0.01	0.005
1			0.001	0.004	0.016	0.102	1.323	2.706	3.841	5.024	6.635	7.879	
2	0.010	0.020	0.051	0.103	0.211	0.575	2.773	4.605	5.991	7.378	9.210	10.597	
3	0.072	0.115	0.216	0.352	0.584	1.213	4.108	6.251	7.815	9.348	11.345	12.838	
4	0.207	0.297	0.484	0.711	1.064	1.923	5.385	7.779	9.488	11.143	13.277	14.860	
5	0.412	0.554	0.831	1.145	1.610	2.675	6.626	9.236	11.071	12.833	15.086	16.750	
6	0.676	0.872	1.237	1.635	2.204	3.455	7.841	10.645	12.592	14.449	16.812	18.458	
7	0.989	1.239	1.690	2.167	2.833	4.255	9.037	12.017	14.067	16.013	18.475	20.278	
8	1.344	1.646	2.180	2.733	3.490	5.071	10.219	13.362	15.507	17.535	20.090	21.955	
9	1.735	2.088	2.700	3.325	4.168	5.899	11.389	14.684	16.919	19.023	21.666	23.589	
10	2.156	2.558	3.247	3.940	4.865	6.737	12.549	15.987	18.307	20.483	23.209	25.188	
11	2.603	3.053	3.816	4.575	5.578	7.584	13.701	17.275	19.675	21.920	24.725	26.757	
12	3.074	3.571	4.404	5.226	6.304	8.438	14.845	18.549	21.026	23.337	26.217	28.299	
13	3.565	4.107	5.009	5.892	7.042	9.299	15.984	19.812	22.362	24.736	27.688	29.819	
14	4.075	4.660	5.629	6.571	7.790	10.165	17.117	21.064	23.685	26.119	29.141	31.319	
15	4.601	5.229	6.262	7.261	8.547	11.037	18.245	22.307	24.996	27.488	30.578	32.801	
16	5.142	5.812	6.908	7.962	9.312	11.912	19.369	23.542	26.296	28.845	32.000	34.267	
17	5.697	6.408	7.564	8.672	10.085	12.792	20.489	24.769	27.587	30.191	33.409	35.718	
18	6.265	7.015	8.231	9.390	10.865	13.675	21.605	25.989	28.869	31.526	34.805	37.156	
19	6.844	7.633	8.907	10.117	11.651	14.562	22.718	27.204	30.144	32.852	36.191	38.582	
20	7.434	8.260	9.591	10.851	12.443	15.452	23.828	28.412	31.410	34.170	37.566	39.997	
21	8.034	8.897	10.283	11.591	13.240	16.344	24.935	29.615	32.671	35.479	38.932	41.401	
22	8.643	9.542	10.982	12.338	14.042	17.240	26.039	30.813	33.924	36.781	40.289	42.796	
23	9.260	10.196	11.689	13.091	14.848	18.137	27.141	32.007	35.172	38.076	41.638	44.181	
24	9.886	10.856	12.401	13.848	15.659	19.037	28.241	33.196	36.415	39.364	42.980	45.559	
25	10.520	11.524	13.120	14.611	16.473	19.939	29.339	34.382	37.652	40.646	44.314	46.928	
26	11.160	12.198	13.844	15.379	17.292	20.843	30.435	35.563	38.885	41.923	45.642	48.290	
27	11.808	12.879	14.573	16.151	18.114	21.749	31.528	36.741	40.113	43.194	46.963	49.645	
28	12.461	13.565	15.308	16.928	18.939	22.657	32.620	37.916	41.337	44.461	48.278	50.998	
29	13.121	14.257	16.047	17.708	19.768	23.567	33.711	39.087	42.557	45.722	49.588	52.336	
30	13.787	14.954	16.791	18.493	20.599	24.478	34.800	40.256	43.773	46.979	50.892	53.672	

備 考 試 題 隨 卷 繳 交

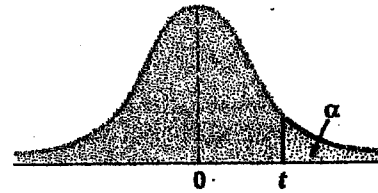
命 題 委 員 : _____ (簽章) _____ 年 _____ 月 _____ 日

- 命題紙使用說明：1. 試題將用原件印製，敬請使用黑色墨水正楷書寫或打字（紅色不能製版請勿使用）。
 2. 書寫時請勿超出格外，以免印製不清。
 3. 試題由郵寄遞者請以掛號寄出，以免遺失而示慎重。

考試科目	統計學	所 別	企管所	考試時間	3月15日 星期日	第三節
------	-----	-----	-----	------	--------------	-----

Critical Values of t

For a particular number of degrees of freedom, entry represents the critical value of t corresponding to a specified upper-tail area (α).



Degrees of Freedom	Cumulative Probabilities					
	0.75	0.90	0.95	0.975	0.99	0.995
	Upper-Tail Areas					
	0.25	0.10	0.05	0.025	0.01	0.005
1	1.0000	3.0777	6.3138	12.7062	31.8207	63.6574
2	0.8165	1.8856	2.9200	4.3027	6.9646	9.9248
3	0.7649	1.6377	2.3534	3.1824	4.5407	5.8409
4	0.7407	1.5332	2.1318	2.7764	3.7469	4.6041
5	0.7267	1.4759	2.0150	2.5706	3.3649	4.0322
6	0.7176	1.4398	1.9432	2.4469	3.1427	3.7074
7	0.7111	1.4149	1.8946	2.3646	2.9980	3.4995
8	0.7064	1.3968	1.8595	2.3060	2.8965	3.3554
9	0.7027	1.3830	1.8331	2.2622	2.8214	3.2498
10	0.6998	1.3722	1.8125	2.2281	2.7638	3.1693
11	0.6974	1.3634	1.7959	2.2010	2.7181	3.1058
12	0.6955	1.3562	1.7823	2.1788	2.6810	3.0545
13	0.6938	1.3502	1.7709	2.1604	2.6503	3.0123
14	0.6924	1.3450	1.7613	2.1448	2.6245	2.9768
15	0.6912	1.3406	1.7531	2.1315	2.6025	2.9467
16	0.6901	1.3368	1.7459	2.1199	2.5835	2.9208
17	0.6892	1.3334	1.7396	2.1098	2.5669	2.8982
18	0.6884	1.3304	1.7341	2.1009	2.5524	2.8784
19	0.6876	1.3277	1.7291	2.0930	2.5395	2.8609
20	0.6870	1.3253	1.7247	2.0860	2.5280	2.8453
21	0.6864	1.3232	1.7207	2.0796	2.5177	2.8314
22	0.6858	1.3212	1.7171	2.0739	2.5083	2.8188
23	0.6853	1.3195	1.7139	2.0687	2.4999	2.8073
24	0.6848	1.3178	1.7109	2.0639	2.4922	2.7969
25	0.6844	1.3163	1.7081	2.0595	2.4851	2.7874
26	0.6840	1.3150	1.7056	2.0555	2.4786	2.7787
27	0.6837	1.3137	1.7033	2.0518	2.4727	2.7707
28	0.6834	1.3125	1.7011	2.0484	2.4671	2.7633
29	0.6830	1.3114	1.6991	2.0452	2.4620	2.7564
30	0.6828	1.3104	1.6973	2.0423	2.4573	2.7500
31	0.6825	1.3095	1.6955	2.0395	2.4528	2.7440
32	0.6822	1.3086	1.6939	2.0369	2.4487	2.7385
33	0.6820	1.3077	1.6924	2.0345	2.4448	2.7333
34	0.6818	1.3070	1.6909	2.0322	2.4411	2.7284
35	0.6816	1.3062	1.6896	2.0301	2.4377	2.7238
36	0.6814	1.3055	1.6883	2.0281	2.4345	2.7195
37	0.6812	1.3049	1.6871	2.0262	2.4314	2.7154
38	0.6810	1.3042	1.6860	2.0244	2.4286	2.7116
39	0.6808	1.3036	1.6849	2.0227	2.4258	2.7079
40	0.6807	1.3031	1.6839	2.0211	2.4233	2.7045
41	0.6805	1.3025	1.6829	2.0195	2.4208	2.7012
42	0.6804	1.3020	1.6820	2.0181	2.4185	2.6981
43	0.6802	1.3016	1.6811	2.0167	2.4163	2.6951
44	0.6801	1.3011	1.6802	2.0154	2.4141	2.6923
45	0.6800	1.3006	1.6794	2.0141	2.4121	2.6896
46	0.6799	1.3002	1.6787	2.0129	2.4102	2.6870
47	0.6797	1.2998	1.6779	2.0117	2.4083	2.6846
48	0.6796	1.2994	1.6772	2.0106	2.4066	2.6822

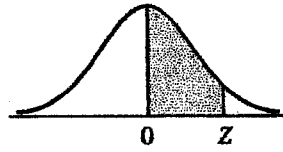
備 考 試 題 隨 卷 繳 交

命 題 委 員 : _____ (簽章) _____ 年 _____ 月 _____ 日

- 命題紙使用說明：
1. 試題將用原件印製，敬請使用黑色墨水正楷書寫或打字（紅色不能製版請勿使用）。
 2. 書寫時請勿超出格外，以免印製不清。
 3. 試題由郵寄遞者請以掛號寄出，以免遺失而示慎重。

考試科目	統計學	所別	企管所	考試時間	3月15日 星期日	第三節
------	-----	----	-----	------	--------------	-----

Areas of the Standard Normal Distribution



The entries in this table are the probabilities that a standard normal random variable is between 0 and Z (the shaded area).

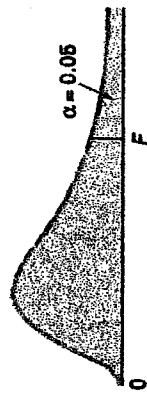
Z	0.00	0.01	0.02	0.03	0.04	0.05	0.06	0.07	0.08	0.09
0.0	.0000	.0040	.0080	.0120	.0160	.0199	.0239	.0279	.0319	.0359
0.1	.0398	.0438	.0478	.0517	.0557	.0596	.0636	.0675	.0714	.0753
0.2	.0793	.0832	.0871	.0910	.0948	.0987	.1026	.1064	.1103	.1141
0.3	.1179	.1217	.1255	.1293	.1331	.1368	.1406	.1443	.1480	.1517
0.4	.1554	.1591	.1628	.1664	.1700	.1736	.1772	.1808	.1844	.1879
0.5	.1915	.1950	.1985	.2019	.2054	.2088	.2123	.2157	.2190	.2224
0.6	.2257	.2291	.2324	.2357	.2389	.2422	.2454	.2486	.2517	.2549
0.7	.2580	.2611	.2642	.2673	.2704	.2734	.2764	.2794	.2823	.2852
0.8	.2881	.2910	.2939	.2967	.2995	.3023	.3051	.3078	.3106	.3133
0.9	.3159	.3186	.3212	.3238	.3264	.3289	.3315	.3340	.3365	.3389
1.0	.3413	.3438	.3461	.3485	.3508	.3531	.3554	.3577	.3599	.3621
1.1	.3643	.3665	.3686	.3708	.3729	.3749	.3770	.3790	.3810	.3830
1.2	.3849	.3869	.3888	.3907	.3925	.3944	.3962	.3980	.3997	.4015
1.3	.4032	.4049	.4066	.4082	.4099	.4115	.4131	.4147	.4162	.4177
1.4	.4192	.4207	.4222	.4236	.4251	.4265	.4279	.4292	.4306	.4319
1.5	.4332	.4345	.4357	.4370	.4382	.4394	.4406	.4418	.4429	.4441
1.6	.4452	.4463	.4474	.4484	.4495	.4505	.4515	.4525	.4535	.4545
1.7	.4554	.4564	.4573	.4582	.4591	.4599	.4608	.4616	.4625	.4633
1.8	.4641	.4649	.4656	.4664	.4671	.4678	.4686	.4693	.4699	.4706
1.9	.4713	.4719	.4726	.4732	.4738	.4744	.4750	.4756	.4761	.4767
2.0	.4772	.4778	.4783	.4788	.4793	.4798	.4803	.4808	.4812	.4817
2.1	.4821	.4826	.4830	.4834	.4838	.4842	.4846	.4850	.4854	.4857
2.2	.4861	.4864	.4868	.4871	.4875	.4878	.4881	.4884	.4887	.4890
2.3	.4893	.4896	.4898	.4901	.4904	.4906	.4909	.4911	.4913	.4916
2.4	.4918	.4920	.4922	.4925	.4927	.4929	.4931	.4932	.4934	.4936
2.5	.4938	.4940	.4941	.4943	.4945	.4946	.4948	.4949	.4951	.4952
2.6	.4953	.4955	.4956	.4957	.4959	.4960	.4961	.4962	.4963	.4964
2.7	.4965	.4966	.4967	.4968	.4969	.4970	.4971	.4972	.4973	.4974
2.8	.4974	.4975	.4976	.4977	.4977	.4978	.4979	.4979	.4980	.4981
2.9	.4981	.4982	.4982	.4983	.4984	.4984	.4985	.4985	.4986	.4986
3.0	.4987	.4987	.4987	.4988	.4988	.4989	.4989	.4989	.4990	.4990
3.1	.4990	.4991	.4991	.4991	.4992	.4992	.4992	.4992	.4993	.4993
3.2	.4993	.4993	.4994	.4994	.4994	.4994	.4994	.4995	.4995	.4995
3.3	.4995	.4995	.4995	.4996	.4996	.4996	.4996	.4996	.4996	.4997
3.4	.4997	.4997	.4997	.4997	.4997	.4997	.4997	.4997	.4997	.4998

備 考 試 題 隨 卷 繳 交

命 題 委 員 : _____ (簽章) _____ 年 _____ 月 _____ 日

- 命題紙使用說明：
1. 試題將用原件印製，敬請使用黑色墨水正楷書寫或打字（紅色不能製版請勿使用）。
 2. 書寫時請勿超出格外，以免印製不清。
 3. 試題由郵寄遞者請以掛號寄出，以免遺失而示慎重。

考試科目	統計學	所別	企管所	考試時間	3月15日 星期日	第三節
------	-----	----	-----	------	--------------	-----



Critical Values of F

For a particular combination of numerator and denominator degrees of freedom, entry represents the critical values of F corresponding to the cumulative probability (1 - α) and a specified upper-tail area (α).

Denominator, df_2	Numerator, df_1																		
	1	2	3	4	5	6	7	8	9	10	12	15	20	24	30	40	60	120	∞
1	161.40	199.50	215.70	224.60	230.20	234.00	236.80	238.90	240.50	241.90	243.90	245.90	248.00	249.10	250.10	251.10	252.20	253.30	254.30
2	18.51	19.00	19.16	19.25	19.30	19.33	19.35	19.37	19.38	19.40	19.41	19.43	19.45	19.45	19.46	19.47	19.48	19.49	19.50
3	10.13	9.55	9.28	9.12	9.01	8.94	8.89	8.85	8.81	8.79	8.74	8.70	8.66	8.64	8.62	8.59	8.57	8.55	8.53
4	7.71	6.94	6.59	6.39	6.26	6.16	6.09	6.04	6.00	5.96	5.91	5.86	5.80	5.77	5.75	5.72	5.69	5.66	5.63
5	6.61	5.79	5.41	5.19	5.05	4.95	4.88	4.82	4.77	4.74	4.68	4.62	4.56	4.53	4.50	4.46	4.43	4.40	4.36
6	5.99	5.14	4.76	4.53	4.39	4.28	4.21	4.15	4.10	4.06	4.00	3.94	3.87	3.84	3.81	3.77	3.74	3.70	3.67
7	5.59	4.74	4.35	4.12	3.97	3.87	3.79	3.73	3.68	3.64	3.57	3.51	3.44	3.41	3.38	3.34	3.30	3.27	3.23
8	5.32	4.46	4.07	3.84	3.69	3.58	3.50	3.44	3.39	3.35	3.28	3.22	3.15	3.12	3.08	3.04	3.01	2.97	2.93
9	5.12	4.26	3.86	3.63	3.48	3.37	3.29	3.23	3.18	3.14	3.07	3.01	2.94	2.90	2.86	2.83	2.79	2.75	2.71
10	4.96	4.10	3.71	3.48	3.33	3.22	3.14	3.07	3.02	2.98	2.91	2.85	2.77	2.74	2.70	2.66	2.62	2.58	2.54
11	4.84	3.98	3.59	3.36	3.20	3.09	3.01	2.95	2.90	2.85	2.79	2.72	2.65	2.61	2.57	2.53	2.49	2.45	2.40
12	4.75	3.89	3.49	3.26	3.11	3.00	2.91	2.85	2.80	2.75	2.69	2.62	2.54	2.51	2.47	2.43	2.38	2.34	2.30
13	4.67	3.81	3.41	3.18	3.03	2.92	2.83	2.77	2.71	2.66	2.60	2.53	2.46	2.42	2.38	2.34	2.30	2.25	2.21
14	4.60	3.74	3.34	3.11	2.96	2.85	2.76	2.70	2.65	2.60	2.53	2.46	2.39	2.35	2.31	2.27	2.22	2.18	2.13
15	4.54	3.68	3.29	3.06	2.90	2.79	2.71	2.64	2.59	2.54	2.48	2.40	2.33	2.29	2.25	2.20	2.16	2.11	2.07
16	4.49	3.63	3.24	3.01	2.85	2.74	2.66	2.59	2.54	2.49	2.42	2.35	2.28	2.24	2.19	2.15	2.11	2.06	2.01
17	4.45	3.59	3.20	2.96	2.81	2.70	2.61	2.55	2.49	2.45	2.38	2.31	2.23	2.19	2.15	2.10	2.06	2.01	1.96
18	4.41	3.55	3.16	2.93	2.77	2.66	2.58	2.51	2.46	2.41	2.34	2.27	2.19	2.15	2.11	2.06	2.02	1.97	1.92
19	4.38	3.52	3.13	2.90	2.74	2.63	2.54	2.48	2.42	2.38	2.31	2.23	2.16	2.11	2.07	2.03	1.98	1.93	1.88
20	4.35	3.49	3.10	2.87	2.71	2.60	2.51	2.45	2.39	2.35	2.28	2.20	2.12	2.08	2.04	1.99	1.95	1.90	1.84
21	4.32	3.47	3.07	2.84	2.68	2.57	2.49	2.42	2.37	2.32	2.25	2.18	2.10	2.05	2.01	1.96	1.92	1.87	1.81
22	4.30	3.44	3.05	2.82	2.66	2.55	2.46	2.40	2.34	2.30	2.23	2.15	2.07	2.03	1.98	1.94	1.89	1.84	1.78
23	4.28	3.42	3.03	2.80	2.64	2.53	2.44	2.37	2.32	2.27	2.20	2.13	2.05	2.01	1.96	1.91	1.86	1.81	1.76
24	4.26	3.40	3.01	2.78	2.62	2.51	2.42	2.36	2.30	2.25	2.18	2.11	2.03	1.98	1.94	1.89	1.84	1.79	1.73
25	4.24	3.39	2.99	2.76	2.60	2.49	2.40	2.34	2.28	2.24	2.16	2.09	2.01	1.96	1.92	1.87	1.82	1.77	1.71
26	4.23	3.37	2.98	2.74	2.59	2.47	2.39	2.32	2.27	2.22	2.15	2.07	1.99	1.95	1.90	1.85	1.80	1.75	1.69
27	4.21	3.35	2.96	2.73	2.57	2.46	2.37	2.31	2.25	2.20	2.13	2.06	1.97	1.93	1.88	1.84	1.79	1.73	1.67
28	4.20	3.34	2.95	2.71	2.56	2.45	2.36	2.29	2.24	2.19	2.12	2.04	1.96	1.91	1.87	1.82	1.77	1.71	1.65
29	4.18	3.33	2.93	2.70	2.55	2.43	2.35	2.28	2.22	2.17	2.10	2.03	1.94	1.90	1.85	1.81	1.75	1.70	1.64
30	4.17	3.32	2.92	2.69	2.53	2.42	2.33	2.27	2.21	2.16	2.09	2.01	1.93	1.89	1.84	1.79	1.74	1.68	1.62
40	4.08	3.23	2.84	2.61	2.45	2.34	2.25	2.18	2.12	2.08	2.00	1.92	1.84	1.79	1.74	1.69	1.64	1.58	1.51
60	4.00	3.15	2.76	2.53	2.37	2.25	2.17	2.10	2.04	1.99	1.92	1.84	1.75	1.70	1.65	1.59	1.53	1.47	1.39
120	3.92	3.07	2.68	2.45	2.29	2.17	2.09	2.02	1.96	1.91	1.83	1.75	1.66	1.61	1.55	1.50	1.43	1.35	1.25
∞	3.84	3.00	2.60	2.37	2.21	2.10	2.01	1.94	1.88	1.83	1.75	1.67	1.57	1.52	1.46	1.39	1.32	1.22	1.00

備 考 試 題 隨 卷 繳 交

命 題 委 員 : _____ (簽章)

命題紙使用說明：1. 試題將用原件印製，敬請使用黑色墨水正楷書寫或打字（紅色不能製版請勿使用）。
 2. 書寫時請勿超出格外，以免印製不清。
 3. 試題由郵寄遞者請以掛號寄出，以免遺失而示慎重。

考試科目	管理學	所別	企業管理學系	考試時間	3月15日 星期日 第三節
------	-----	----	--------	------	---------------

每題 25 分

- 一、請說明何謂波士頓顧問群矩陣 (Boston Consulting Group Matrix) ? 你認為它與產品生命週期有何關連? 使用 BCG 時, 請問有何盲點需注意? (25%)
- 二、何謂「有限理性」(Bounded Rationality) ? 請說明管理者的「有限理性」與「承諾升高」(Escalation of Commitment) 之間可能的關連性。(25%)
- 三、請說明何謂「虛擬組織」(Virtual Organization) ? 在此不景氣的時代, 你認為使用虛擬組織對企業有何幫助? (25%)
- 四、Frederick Herzberg 提出的雙因子理論 (Motivation-Hygiene Theory) 為何? 請說明之。(25%)



備 考 試 題 隨 卷 繳 交

命 題 委 員 : (簽章)

命題紙使用說明：1. 試題將用原件印製，敬請使用黑色墨水正楷書寫或打字（紅色不能製版請勿使用）。
 2. 書寫時請勿超出格外，以免印製不清。
 3. 試題由郵寄遞者請以掛號寄出，以免遺失而示慎重。

考試科目	管理實務個案	所別	企業管理學系	考試時間	→ 月 15 日 星期日	第 / 節
------	--------	----	--------	------	-----------------	-------

一. 試說明美國奇異公司(GE)前總裁傑克·威爾遜所主導的組織變革的背景、原理、方法、及績效，必要時可輔以圖形表達。(50%)

二. 日本松下電工(現為Panasonic)在前任總裁中村邦夫之主導下進行了一場動搖根本的“中村變革”，試說明這場變革的背景、原理、方法、及績效，必要時可輔以圖形表達。(50%)

三. 若對以上兩題的回答不甚有把握者，可自行選擇一家知名的企業個案，進行同樣的分析。本題所得之分數可用以取代前兩題中的較低分題。若對以上兩題已有充分把握者，就不必回答本題。

備 考 試 題 隨 卷 繳 交

命 題 委 員 :

(簽 章)